

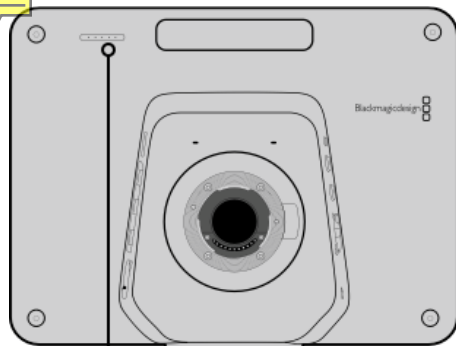


VIDEO 101

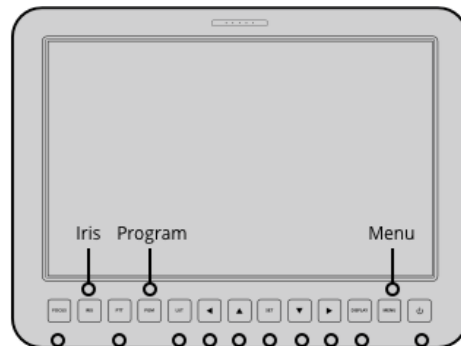
At Fayetteville Public Library



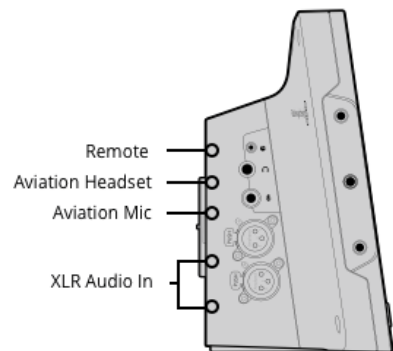
Meet the camera.



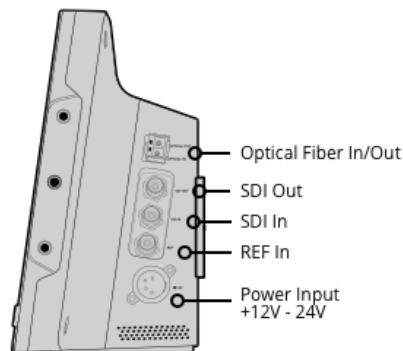
Tally Light



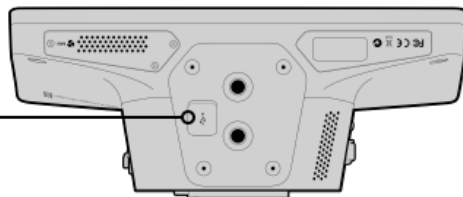
Iris Program Menu
Focus Push to Talk LUT Menu Navigation Display Power



Remote
Aviation Headset
Aviation Mic
XLR Audio In



Optical Fiber In/Out
SDI Out
SDI In
REF In
Power Input
+12V - 24V



USB 2.0

BlackMagic Studio Camera



BlackMagic Micro Studio Camera



3.24 in

2.74 in



2.6 in






11 oz



Focus



Aperture



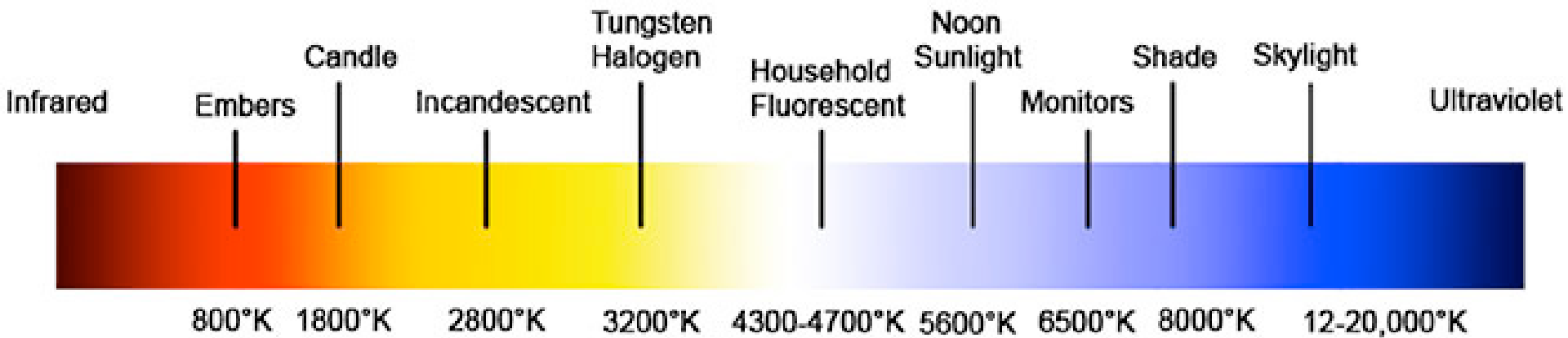


Cool
(5600° K)

White Balance:
Color Temperature

3800° K

Warm
(3200° K)





White Balance:
Tint



How to use the camera.



Zoom



Framing



Wide Shot



Medium Shot



Close Up



Extreme Close Up



LIVE



Nick Jones
Beatles Expert



Angles



More Angles



Rule of Thirds








Rule of Thirds



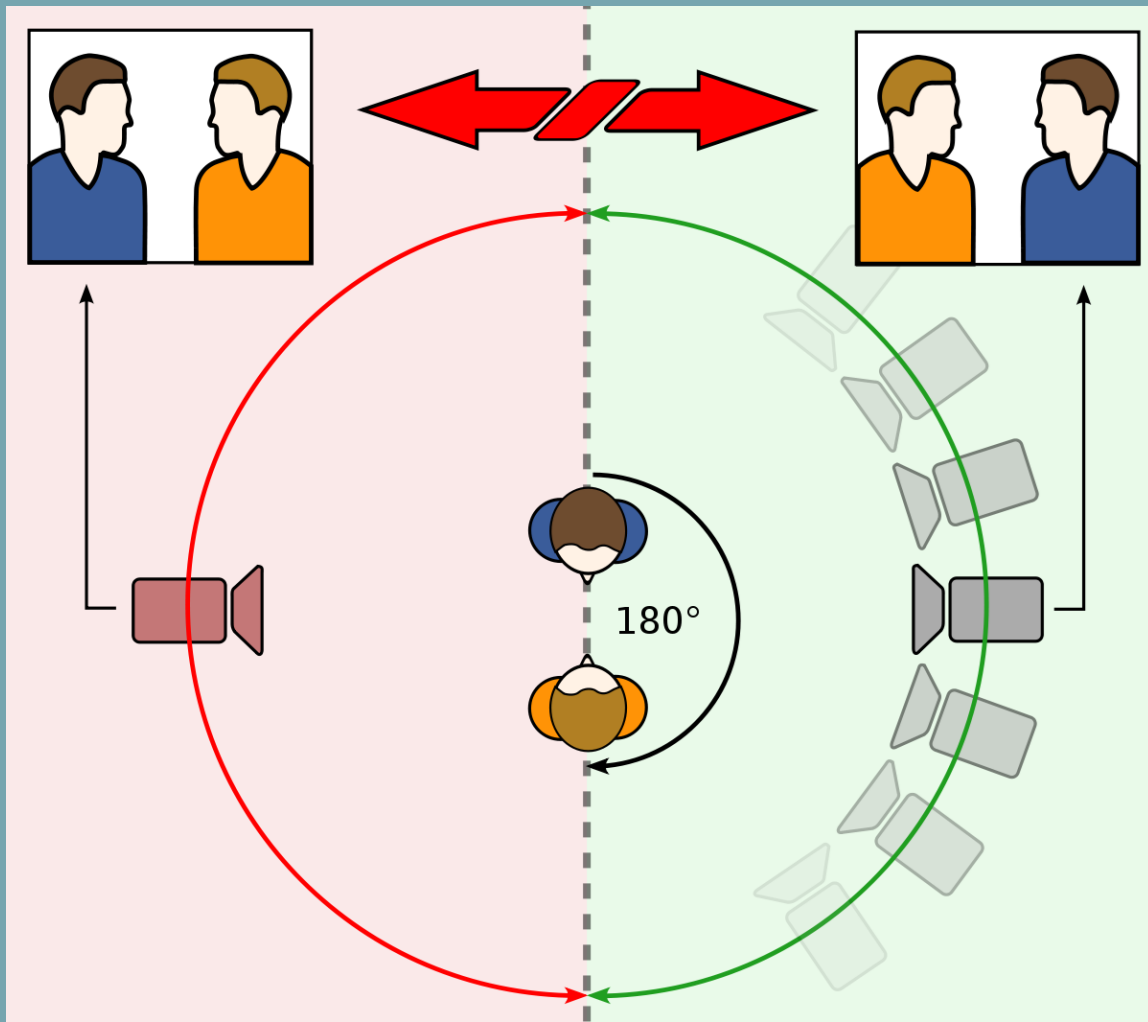


Rule of Thirds



180 Rule

Once established, do not cross action line.





[Watch this video about lenses for more!](#)

Telephoto Lens



Wide Angle Lens



Fisheye Lens



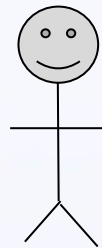


Tripods

Do not be
intimidated
by all the
knobs.



Meet the lights.




3-point lighting

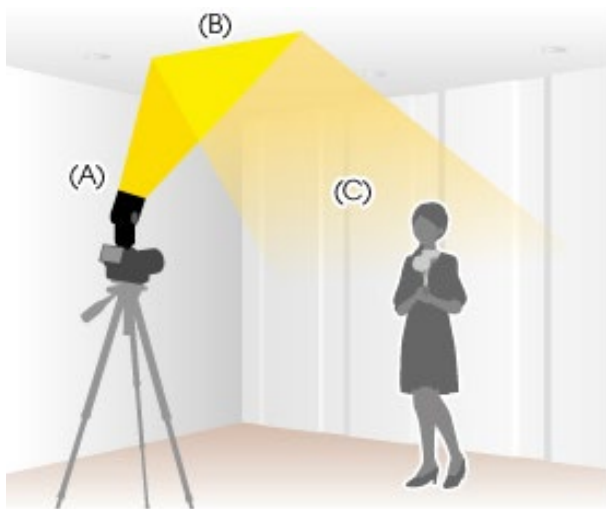


[Watch this video about lighting tricks for more!](#)

Diffusion



Bounce



Gels





Lighting in Our Studio

Let's go





VIDEO 102

At Fayetteville Public Library

It's audio time.



Like this



Like this



Like this

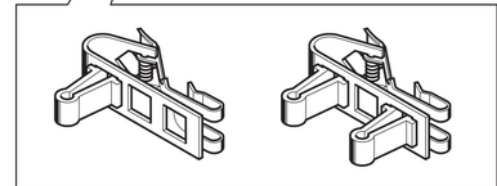
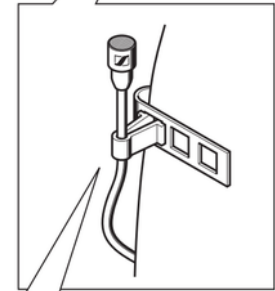
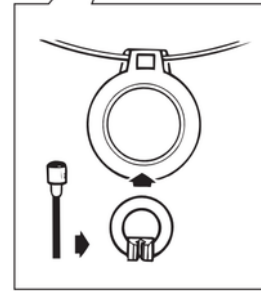
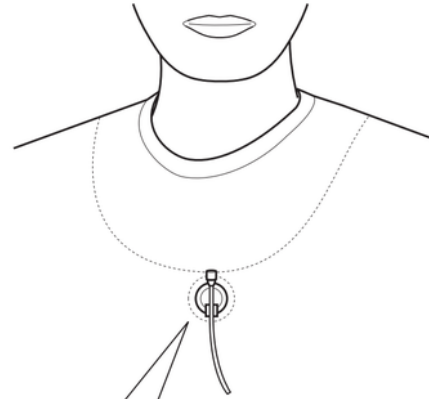


How to mic people

Best Lav Placement

The Chest Area

Between the 2nd and 3rd button





Using the console

Let's go



What even is switching?



This is a switcher.

Using our Switcher

Not as scary
as it looks.

- Buttons
- Keying



Working as a team.

One Word: Communication

Cameras
Switching
Audio and lighting setup

... BAND. The us
How
... FINDS a red, shiny ORNAMENT. In it, we
comically distorted FACE. We PULL BACK. The
ornament is being held in a man's hand. PULL BACK further
to REVEAL

ANGLE - A TREE TRIMMER
dangling from a CRANE trimming a large Christmas tree. Bu
hold the phone! That was no distortion that we saw in the
ornament. That's what this guy REALLY looks like! The
upturned nose, the pear-shaped body, the ear-to-ear grin.
But then, that's what all WHOS look like.

Just as he's about to hook the ornament on a pine bough,
the WIND blows. He BOBBLES it, smiles sheepishly.

TREE TRIMMER
Oopsy doopsy!

s we FOLLOW the falling ornament forty stories DOWN the
eandering, cork-screw-shaped tree to...

T. TOWN SQUARE - THE ORNAMENT EXPLODES
o a glittering red MIST and suddenly we're blasted by
HTS, CROWDS, MUSIC and NOISE, NOISE, NOISE!!! Yep, it's
stmas time in Who-ville!

TITLE:
"How The Grinch Stole Christmas!"
By Dr. Seuss

amera SWEEPS past the goofy "Sal-who-tion Army Band"
a BANDMEMBER marches out of the end of a horn, then
SMALLER who appears out of his horn, and so on...
e Seussian vehicles which clog the streets. Nobody
second look to the tow truck driver (we will later
ZEKE) towing an exotic Seussian BEAST who's
dly grazing on strings of Christmas lights.

MAIN SQUARE where the buildings
di look, and everything
ng flocked or
oly che